



E I C H H O L T Z

109026 CABINET HIGHLAND

ASSEMBLY INSTRUCTION

PARTS

4x



(A)

2x



(B)

2x



(C)

2x



(D)

2x



(E)

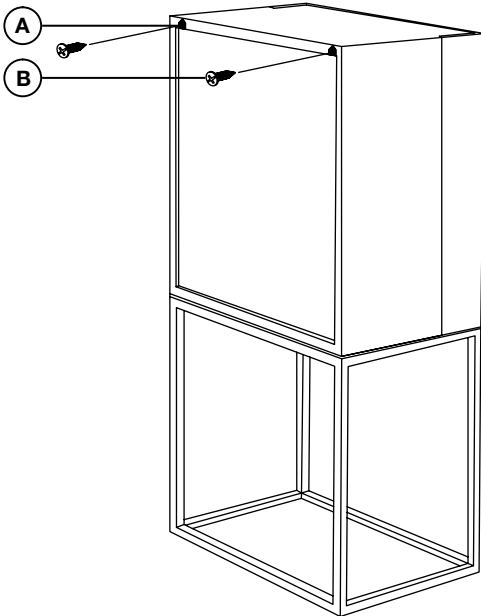
1

Attention! Serious or fatal crushing injuries can occur from furniture tip-over. To help prevent this install the tip-over restraint.

Place heaviest items in lowest drawers.

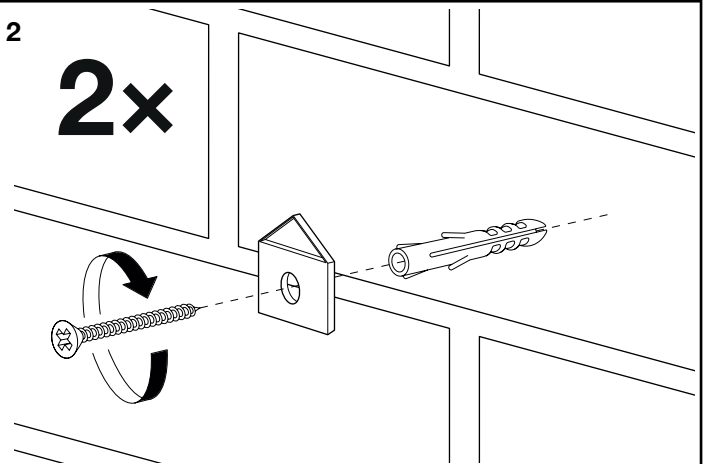
Never allow children to climb or hang on drawers, doors or shelves.

The tip-over restraint may only reduce, but not eliminate the risk of tip-over.

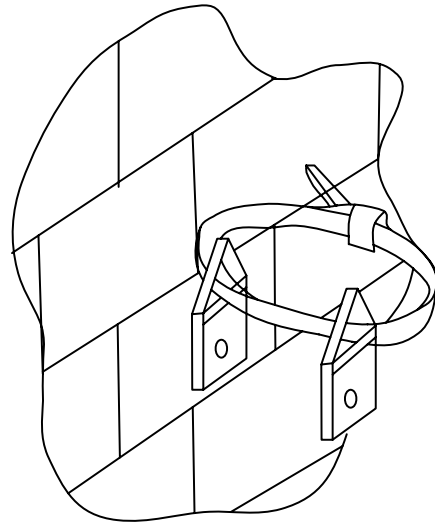


2

2x



3



4 Adjust the levelers under the cabinet until the doors are in the same position.

